

Sunflower Extension District #6

July 2026

Go to www.sunflower.ksu.edu for more details on these programs.

Inside Your Newsletter...

Newsletter Delivery Options.....4-H Youth Development

Help 4-H members Prepare for Interview Judging.....

Fun Times at the County Fair!!!.....Family & Consumer page



July 2026

Online!
Newsletter

www.sunflower.ksu.edu

Sunflower Extension District

Goodland Office

813 Broadway
Room 301
Goodland, KS 67735
(785) 890-4880
Fax (785) 890-4879

Sharon Springs Office

118 N Gardner St.
P.O. Box 189
Sharon Springs, KS 67758
(785) 852-4285
Fax (785)852-4284

St. Francis Office


212 E. Washington St.
P.O. Box 667
St. Francis, KS 67756
(785) 332-3171

K-State Research and Extension is an equal opportunity provider and employer.

www.ksre.ksu.edu



**2026 Wallace County Fair—
Red, White and Moos
July 27-August 1, 2026**



**2026 Cheyenne County Fair—
Boots and Buckles
August 5-8, 2026**



**2026 Northwest KS
District Free Fair
August 1-8, 2026**





Newsletter Delivery Options

Are you overwhelmed with too much mail?

Do you have time to read all of the newsletters and other things that come in the mail? Are you like me and keep my personal email marked unread so that I can go back to read it? Full disclosure, my personal email is full of unread mail. My intentions are good, but time never seems to allow the opportunity to get back to it.



Regular Mail

Perfect for hands-on for those of us that like the physical page flip!



Email

Digital copy that is easily stored, saved, and read at your convenience.



Band App

Mobile app that allows immediate delivery in a digital format. Easily peruse and save.

How can I make these changes happen?

Please complete the Google form to share your preference:

- <https://forms.gle/KJ6qhZKxqgHGPhv98>

If you are an active 4-H family and would like to join the Band App for the newsletter and other pertinent information, please scan the QR Code to join.



When 4-H members make and take their projects to the fair, they are practicing skills ...

●problem solving ●decision making ●project management ●communications ●public speaking

Help members prepare for individual conference or face-to-face judging through role play.

Get Acquainted – The judge will usually invite the member to sit and then will introduce him/herself. H/she will ask some basic get-acquainted questions: • *What is your name?* • *What grade are you in school?* • *What got you interested in this project?*

Exhibitors should make eye contact with the judge and answer questions as clearly as possible, with enthusiasm.

Coach them to hold their heads up and avoid answering with a nod or a shake of the head. Encourage them to SMILE.

Share – The exhibitor shares information about the exhibits h/she's brought for judging. • *Tell me about this exhibit.* • *Where did you make this exhibit?* • *How did you . . . ?* • *When did you . . . ?* • *What type of tools or equipment did you use?*

If the member has more than one exhibit item, the judge may ask which is his/her favorite item, and why. If there is only one item, the judge may ask the member his/her favorite part of preparing the exhibit or completing the project, and why.

Process – The member analyzes what h/she did and reflects on what's important. Examples of questions a judge may ask: • *How much did your exhibit cost?* • *What problems did you have?* • *What worked and didn't work?* • *What was the most difficult part?*

• *Why is it important to . . . ?* • *Where did you find the information on . . . ?* • *Where did you get the idea for . . . ?* • *Do you have someone at home or a project leader or helper in your club that gives you advice on your project? Have you had any project meetings or field trips?* • *If you could make this exhibit again, how would you change it?*

Generalize – The exhibitor will generalize what h/she has learned and connect the learning to other situations. The judge may talk about the best things h/she sees in the exhibits and some ways to improve the things that need work. Encourage the member to really listen as the judge gives reasons for his/her placings. • *Where/how did you learn to make this kind of exhibit?* • *What are some new things you learned by making these exhibits?* • *What was the most important thing that you learned?* • *I wasn't quite sure about . . . Could you explain . . . ?* • *That's coming along nicely. What if you tried this? What would happen?*

Apply – The exhibitor can reflect on what h/she learned and think about how to apply it in the future. • *What are some new things you could learn in this project in the future? What else would you like to learn?* • *What are you planning to make or exhibit next in this project?* • *How might you use your new exhibit or project skills to help your 4-H club? Your family? Your school? Your community?* • *How could you help someone else learn your project skills?* • *What exhibits will you enter in next year's fair?*

Wrap up – Usually, the judge will end on a positive note. A smile, a call for final questions, a thank you and a word of encouragement to enter again next year usually work. This helps to leave the exhibitor feeling good about the judging experience.

Source: <https://fyi.extension.wisc.edu/dane4hyouth/files/2012/12/Preparing-for-Exhibit.pdf> (Find additional questions in the document.)

Things to keep in mind...about Judges and the Judging Process

What if you were the judge? What rating would you give your project if you were judging it? *Be honest!*

If you have done your best work on your project, it's disappointing not to get the rating you were expecting. Remember – the judge's opinion is simply one person's opinion at one point in time. A different judge may have given you a different placing. Even if you don't agree with the judge, it's worth paying attention to what h/she has to say about your project. You could get some great ideas for how to do even better next time. Here are some tips about feedback:

* Pay attention to what the judge *liked* instead of getting upset about what he or she didn't like. Even if there were some negative comments, there were probably just as many positive ones!

* Don't be nervous about face-to-face judging. Relax so you can be your friendly, natural self when the judge meets with you. And if you don't understand something the judge says, be sure to ask questions.

* Think about how you can use the judge's feedback. What can you do differently if you intend to keep working on this kind of project? What will you want to do the same way?

Source: <https://fyi.extension.wisc.edu/shawano4h/fair-information/shawano-county-fair-judging/>



Fun Times at the County Fair!!!



It is that time of the year when we are excited to attend the county fair. 4-H members are working hard to get their exhibits ready including their animals. It isn't just a FUN time during fair in Wallace county, but all of the counties in the district including Sherman, and Cheyenne.

I would like to start off with saying thanks to all our volunteers that help the staff get through the county fair. We appreciate all the help from many people, including our 4-H leaders, Fair board members, Superintendents in both the CAB and out at the Show Arena, including those that help with the Horse show and Dog show. That's also including our 4-H members that work hard to make the county fair a great place to be. It takes a lot of people in your communities to make the County Fair run smoothly. So again a **BIG THANKS!!!**

What makes a great fair is also the 4-H youth. I enjoy watching them get excited about showing their animals, preparing their food items, watching their projects come into the Exhibit Hall for everyone to see.

I would like to encourage EVERYONE to bring something to the County Fair to exhibit in open class so we can admire what your talents are. If you have questions about how to enter call your local Extension Office to get the details. All three counties have county fair books for you to pick up if you are interested in bringing your talents to share with others.

Photography is a category that gets a lot of attention. From 4-H youth to any age in the open class exhibits everyone likes to take a look. We also have open class foods, crafts, sewing, quilts, and art work. Come to our office and pick up a County Fair Book to see what you might like to bring.

Now, I would like to finish this column on my time working as the Extension Agent in Wallace County. I started working in the Wallace County Extension office in the Wallace County Court House in June of 1998. So yes, that means I've been the Wallace County agent for 28 years. We also had an AG agent, Tim Jones that helped me get through it. Around 2016 to 2017 we moved to the old Witzel and Rhea building and that's where we are today owned by the county.

My first office professional was Sherri Vincent, then Judy Raney, then Victoria Juarez, then Laura Bolen and my last one has been Wendy Benisch. All of these ladies were **exceptional employees.**

I would like to share some of my enjoyments. First of all thanks to all of Wallace Co, Sherman Co. and Cheyenne Co. for being so welcoming in your communities. I've enjoyed giving many programs in each county.

Some of my fondest memories are doing Day camps. The kids always liked to have fun in the park, doing many activities. I was also one of the Agents in the area that took kids on our Adventure trips to canoe in Nebraska and hiking in Colorado. Lots of fun memories!

I enjoyed taking kids and youth counselors to camp every year to Rock Springs. Agents would do activities with each group and the kids had lots of fun! Other trips were Discovery Days in Manhattan, Kansas Youth Leadership Forum at Rock Springs and Citizenship In Action at the State Capital. All good times, watching youth grow. There is only so much I can get on this page, but, **I want to thank everyone for your support!!**




September 11-20, 2026

Hutchinson, KS

4-H Livestock Sweepstakes
Event Date - August 22-23, 2026
Entry Deadline - August 1, 2026

All Kansas 4-H'ers are invited to participate in this livestock learning and competition experience. The Kansas 4-H Livestock Sweepstakes includes the state 4-H livestock judging contest, meat judging contest, livestock skillathon, and livestock quiz bowl in one action-packed weekend. 4-H'ers can test their knowledge and display their expertise in a variety of livestock-related events. This is also the qualifying event to select youth who will represent Kansas at each of the national 4-H contests. Awards will be given in each contest, in addition to overall Sweepstakes buckles to the team and individual placing the highest in all four contests!

All entries must be submitted online through local extension units by August 1. Contact local extension offices for entry information and/or details on local-level qualifying opportunities.




<http://www.facebook.com/sunflowerextensiondistrictcheyennecounty4h>
<http://www.facebook.com/sunflowerwallace>
<https://www.facebook.com/sunflowerextensiondistrictshermancounty4h/>

New 4-H Policy Guide: <https://www.kansas4-h.org/resources/policy-guide/docs/Kansas%204-H%20Policy%20Handbook%202025%20FINAL.pdf>

Cloverbud Policy Guide: <https://www.kansas4-h.org/resources/policy-guide/docs/Policy%20Book-%20Cloverbuds%20Kansas%204-H.pdf>



Summer Camps








Sunflower District



JULY



2026

Sunday	Monday	Tuesday	Wednesday	Thursday	Friday	Saturday
			1.	2.	3.  Extension Closed	4.
5.	6.	7.	8.	9.	10. WA Fair Entries Due CN Fair Entries Due	11.
12.	13.	14.	15. SH Fair Entries Due KSF Livestock Entries Due	16.	17.	18 WA Dog Show
19.	20.	21.	22.	23.	24. SH County Horse Show 	25. SH County Dog Show WA Horse Show
26. CN Shotgun State Qualifier	27.	28. SH Style Revue CN Dog Show	29.	30.	31.	

Sunflower Extension District #6
Goodland Office
813 Broadway, Room 301
Goodland, KS 67735

Non-Profit
Organization
U.S. Postage
PAID
Permit No. 525
Manhattan, KS 66502

Sunflower Extension District #6 Offices

www.sunflower.ksu.edu

Goodland Office

Karen Nelson
Director
karennelson@ksu.edu

Kim Artzer
4-H Youth Development Agent
kjartzer@ksu.edu

Erin Alfaro
Agent Assistant, Office Professional
ekalfaro@ksu.edu

Sharon Springs Office

Melinda Daily
Family & Consumer Science Agent
mdaily@ksu.edu

Wendy Benisch
Office Professional
wbenisch@ksu.edu

St. Francis Office

Cindy Sherlock
Office Professional
cynthi82@ksu.edu

This institution is committed to providing equal opportunity for participation in all programs, services, and activities. Program information may be available in languages other than English. Language access requests and reasonable accommodations for persons with disabilities, including alternative means of communication (e.g., Braille, large print, and American Sign Language), may be requested by contacting your local extension office four weeks prior to the start of the event by e-mail or phone. Phone numbers are located on the front of this publication. Requests received after this date will be honored when it is feasible to do so. Language access services, such as interpretation or translation of vital information, will be provided free of charge to limited English proficient individuals upon request.